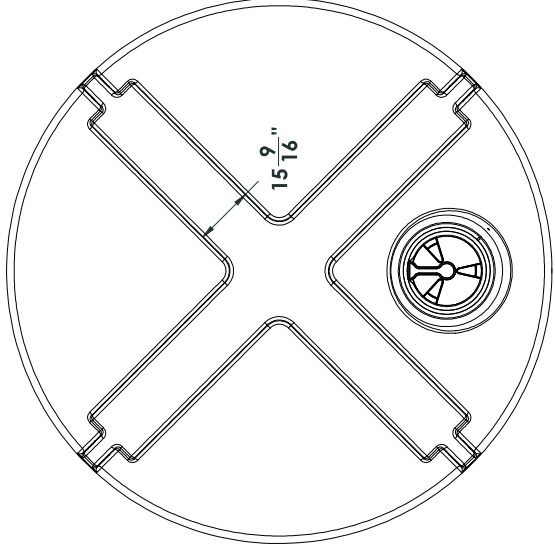


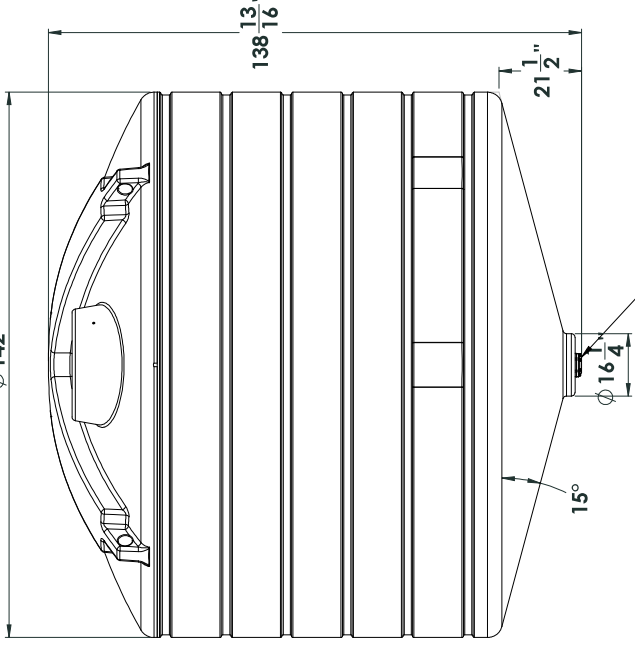
16 inch lid

Shown with AZFC06011 stand



$15 \frac{9}{16}$ "

$\phi 142$ "

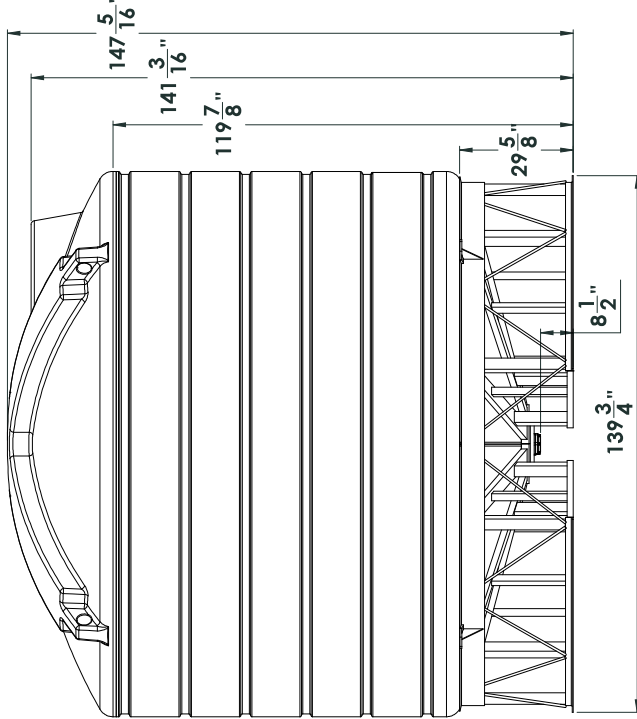


$138 \frac{13}{16}$ "

$21 \frac{1}{2}$ "

$15^\circ$

$16 \frac{4}{4}$ "



$147 \frac{5}{16}$ "

$141 \frac{3}{16}$ "

$119 \frac{7}{8}$ "

$29 \frac{5}{8}$ "

$139 \frac{3}{4}$ "

$8 \frac{1}{2}$ "

3 inch bolted - bottom drain fitting

**NOTE: Allow +/- 1.5% Shrinkage**

UNLESS OTHERWISE SPECIFIED:		NAME		DATE	
DIMENSIONS ARE IN INCHES	FRAC TIONAL	DRAWN	DWG	11/20/15	
TOLERANCES:		CHECKED			
FRACTIONAL ± .015		ENG APPR.			
TWO PLACE DECIMAL ± .005					
THREE PLACE DECIMAL ± .001					
INTERFERE GEOMETRIC		G.A.			
FINISHING FIB		COMMENTS:			
MATERIAL:					
FINISH					
DO NOT SCALE DRAWING					

PROPERTY AND COMPANY		
THE PROPERTY AND COMPANY OF THIS DRAWING IS THE SOLE PROPERTY OF ENDURAPLAS LLC. ANY REUSE OR REPRODUCTION WITHOUT PERMISSION OF ENDURAPLAS LLC IS PROHIBITED.		

TITLE:		ENDURAPLAS LLC	
THC07011			
SIZE	DWG. NO.	REV	
C		1	
SCALE: 1:50WEIGHT:		SHEET 1 OF 1	